

I | S | A



# Risk Assessments



www.isasupport.co.uk

Risk Assessments

ISA Support

T. +44 (0) 1782 819458

E. [enquiries@isasupport.co.uk](mailto:enquiries@isasupport.co.uk)

W. [www.isasupport.co.uk](http://www.isasupport.co.uk)





## Risk Assessments



T. +44 (0) 1782 819458

### **Has your workforce received sufficient risk assessment training?**

*Risk assessments are key to the management of health and safety, and the law requires both employers and the self-employed to undertake these assessments.*

*All employees have a responsibility under health and safety law to co-operate with their employers, enabling employers to comply with health and safety legislation.*

Health and Safety Executive - HSE

### **Who is risk assessment training for?**

*Employers, employees, the self-employed and duty holders are expected to undertake risk assessments at different times. Not everyone will have to perform risk assessments in all situations. However, teamwork and good communication reduces risks and hazards in your workplace. Therefore, all of these groups must receive sufficient risk assessment training.*


### **What does the risk assessment course cover?**

The risk assessment course covers:

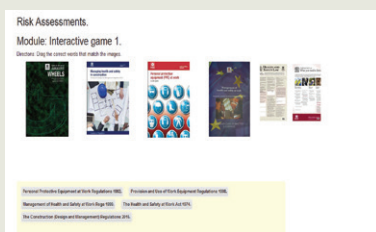
- The differences between risks and hazards.
- Health and safety legislation.
- The risk assessment process.
- People who should perform risk assessments.

### **What is the benefit of risk assessment training for your business?**


*This online course informs all users who should carry out risk assessments and exemplifies how to perform risk assessments effectively. The training offers information in a quick and effective format so that staff can easily absorb advice and legislation. Staff can complete their training at any time to suit your needs.*



Video Presentations.



Interactive Games.



Final Exam – Certificates Provided.

***There is no set layout or template for risk assessment forms, so many versions are available. Find a template that suits your organisation.***

ISA Support

T. +44 (0) 1782 819458

E. enquiries@isasupport.co.uk

W. www.isasupport.co.uk